



The **Kansas Learning Network (KLN)** provides technical assistance for eligible Comprehensive Support and Improvement schools and districts through sustained coaching in a rigorous and collaborative systems change process. KLN coaches work closely with school leadership teams to complete a comprehensive needs assessment focusing on root causes, data analysis, risk factors, and expansion of successful elements of the school system. Schools and districts then develop and carry out action plans to modify their infrastructure to improve outcomes for all learners.

SELECTION OF SCHOOLS

In November 2016, KSDE identified Title 1 schools that are eligible for KLN technical assistance. Using the Academic plus (A+) Methodology, each school's Academic Performance Index was considered alongside the risk factors of chronic absenteeism, cumulative poverty, percentage of English Learners, student mobility, and suspension and expulsion rates. Thirty-two schools are currently receiving Comprehensive Support and Improvement through the KLN.

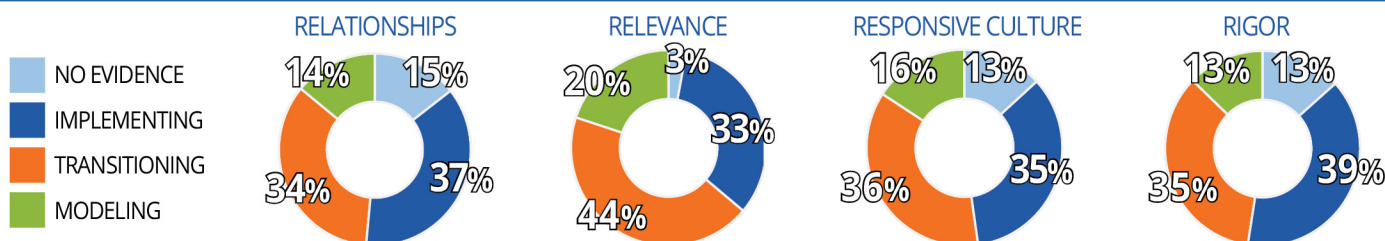
PARTICIPATING SCHOOLS BY GRADE LEVEL



INTERACTION WITH SCHOOLS

Within the last year, the KLN staff began a multiyear process of sustained technical assistance with each participating building. They started by facilitating introductory meetings, first with district then building leadership, to describe the nature of KLN support and discuss existing district initiatives. The first major task for each participating school was identifying a building leadership team to guide the change process. As part of the initial process with each district, KLN staff participated in community visits in order to build background knowledge of the unique assets and barriers in each of the districts.

NEEDS ASSESSMENT RATINGS FROM 292 BUILDING LEADERSHIP TEAM MEMBERS

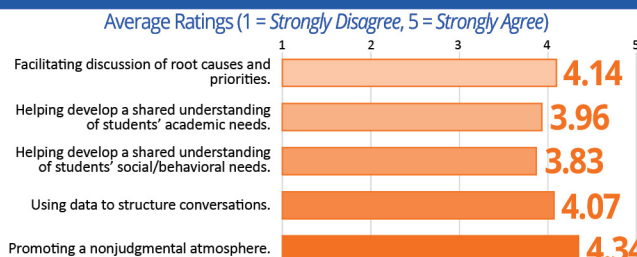


Between January and April 2017, building leadership teams completed a thorough, 37-item Needs Assessment for their buildings. These Needs Assessments utilized rubric items from the Kansas Education Systems Accreditation (KESA) model, allowing respondents to rate each component as having no evidence or being in the implementation, transitioning, or modeling stage; 292 building leadership team members representing 32 Kansas schools, an average of nine team members per school, completed the survey, which included specific, item-by-item definitions for each of the four stages. Responses were then aggregated for each building and district based on the percentage of respondents selecting each category within the four KESA components of Relationships, Relevance, Responsive Culture, and Rigor.

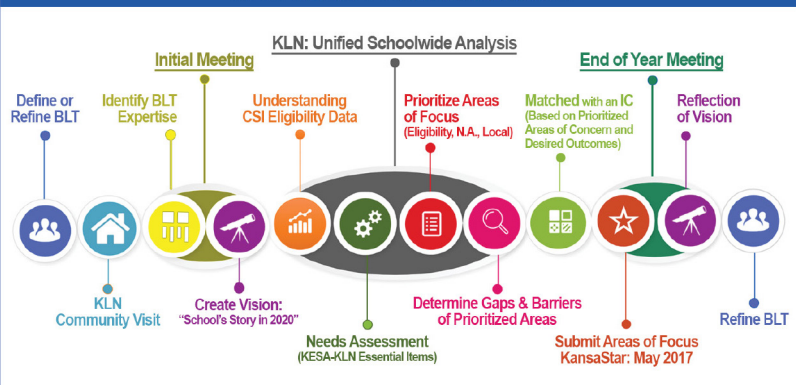
FEEDBACK FROM BUILDING LEADERSHIP TEAMS

A May 2017 survey gave building leadership team members an opportunity to provide feedback regarding the knowledge and effectiveness of KLN coaches. Of the 96 survey respondents, 75 (78%) indicated that they were *Very Prepared* or *Somewhat Prepared* to create an action plan focused on the Priority Areas identified by their team.

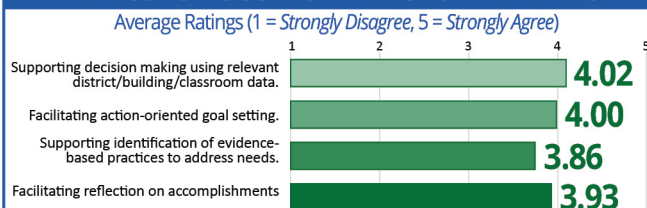
KLN COACHES SUPPORTED DATA-BASED DISCUSSIONS



KLN YEAR 1 PROGRESSION



KLN COACHES SUPPORTED ACTION PLANNING



MORE INFORMATION AT:
WWW.KSDE.TASN.ORG/KLN