



1

HELLO!


Barb Gross
 ESU 5 Behavior & Autism Consultant
bgross@esu5.org

Sallye Vanderplas-Lee
 ESU 3- Brook Valley South, Level III Program
 K-2 Special Education
 Behavior Skills Teacher
slee@esu3.org

2

WHY SOCIAL SKILLS INSTRUCTION?



- ★ All environments are social
- ★ If a student learns incidentally, he/she would already have learned these skills (obviously, that is not the case!)
- ★ It provides strategies to prevent and replace problem behaviors
- ★ Social Skills instruction teaches students appropriate interpersonal communication skills, self-discipline and problem-solving skills.
- ★ Poor social-behavioral skills correlate highly with low academic achievement.



3

HOW TO START A SOCIAL SKILLS GROUP

- Identify the need
- Identify time of day/length of session/location/ service providers
- Talk with administration- share the research – building needs
- Identify target students and peer models
- Identify missing skills – IEP goals for students




4

5

SO I'VE GOT A SOCIAL SKILLS GROUP, NOW WHAT?

Go back and look at your needs

- ★ Needs help determine the choice of curriculum
- ★ There's no a "one size fits all" social skills curriculum
- ★ Set up a schedule of lessons and activities and stick to that schedule




5

6

INSTRUCTIONAL FORMAT FOR SOCIAL SKILLS INSTRUCTION

- Identify the skill to be taught
- Explain the importance of the skill
- Model the skill
- Provide examples
- Allow for guided practice
- Provide opportunities for independent practice
- Continue to monitor student progress



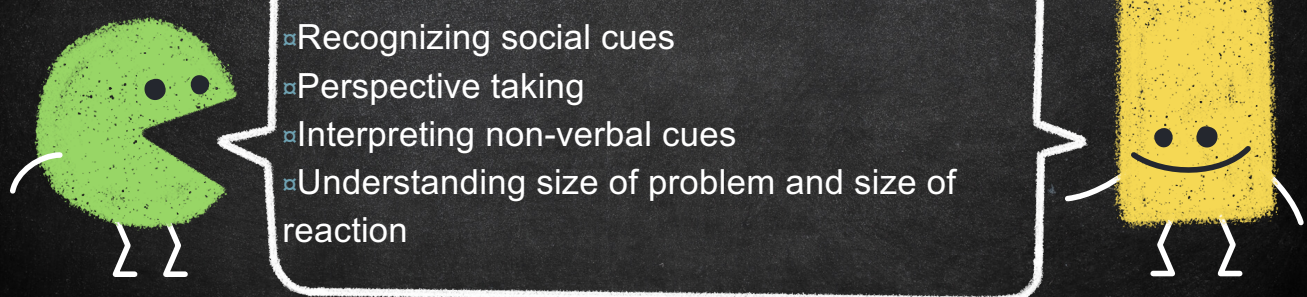
6

STEPS

SKILLS TO ENCOURAGE POSITIVE SOCIALIZATION

SKILLS ADDRESSED

- ▣ Understanding emotions/ face and body
- ▣ Expressing feelings
- ▣ Recognizing emotions of others
- ▣ Rules of conversation
- ▣ Recognizing social cues
- ▣ Perspective taking
- ▣ Interpreting non-verbal cues
- ▣ Understanding size of problem and size of reaction




7

STEPS

SKILLS TO ENCOURAGE POSITIVE SOCIALIZATION

Basic Schedule--example

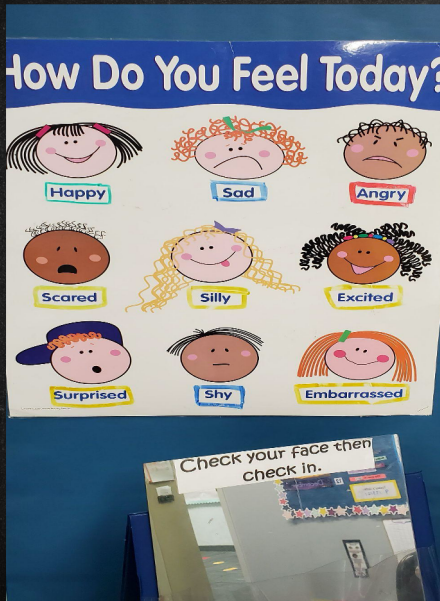
- Check in with emotional state
- Jobs, calendar, visual schedule
- Skill of the week
- Role playing
- Song
- Snack
- Closing- 3-star reward



8

Check in with emotional state


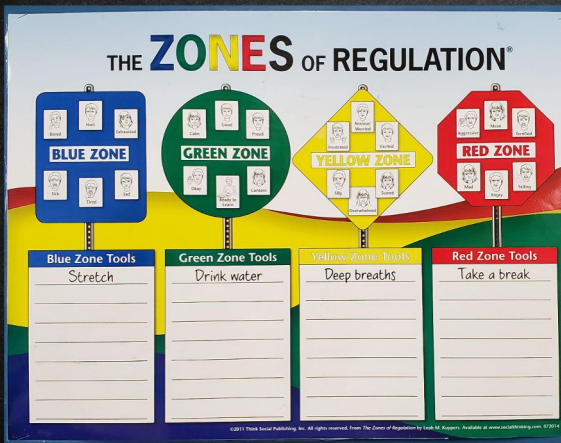
9



9

Check in with emotional state


10



10

Visual schedule, jobs, calendar

11



11

Emotion Board What's that look on your face?


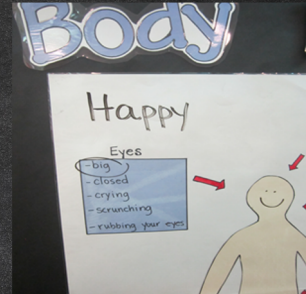

12



12

Emotions- body & face

13

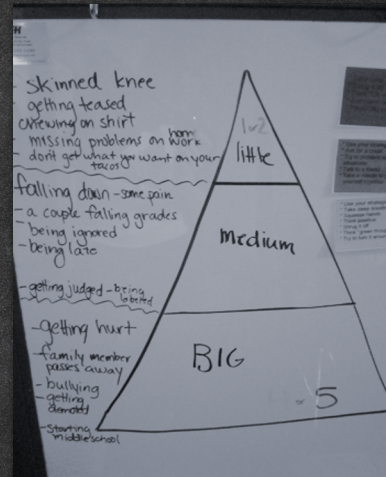



13

Size of my Feelings

14

- Things that make us sad
- can't play with friends
 - getting hurt
 - someone is mean to us
 - the I-Pad turns off
 - toy broken / doesn't work
 - not getting a kiss from Mom and Dad
 - very hungry
 - getting a "no" answer
 - miss somebody - like mom & dad
 - getting grounded
 - getting punished
- SAVE




14

DON'T HAVE 30 MINUTES? CONSIDER ONE OF THESE OPTIONS

“Morning meeting” - Special education teacher goes into general ed. classroom & co-teaches social skills 1st thing in the morning with entire class (2-3x a week)...regular ed. teacher would still have “morning meeting” the other days with her class for community building.

“Lunch Bunch” - meet with target students and a few model students over lunch 1 or 2 times a week .

This usually works better with older students. (3rd grade and up)



SALLYE'S - "GO TO" SOCIAL SKILLS RESOURCES

My Book Full of Feelings (Little, Medium, Big) – Jaffe & Gardner

Think Social! A Social Thinking Curriculum for School-Age Students - Winner

You are a Social Detective – Winner

SuperFlex – Winner

The Social Skills Picture Book – Baker

Social Skills Training – Baker

Social Behavior Mapping – Winner



SALLYE'S – "GO TO" SOCIAL SKILLS RESOURCES CONTINUED

17

Thinking about You Thinking about Me – Winner

The Incredible 5-Point Scale – Buron & Curtis

The Zones of Regulation – Winner

Social Rules for Kids (Top 100 Social Rules Kids Need to Succeed – Diamond & Gordon

Whole Body Listening Larry at Home- Wilson & Sautter

Whole Body Listening Larry at School- Wilson & Sautter



17

BARB'S – "GO TO" SOCIAL SKILLS RESOURCES

18


Second Step - I always go with this first as all of our districts have it

- Always talk to guidance counselor first if they are already using it
- Discuss ways to connect extended activities to current lesson
- Guidance rarely has time to use all of the activities!
- We are all PBIS, so connect back to school-wide expectations
- Establish universal language

Zones of Regulation - takes time to set up

AIM (Accept, Identify, Move) curriculum - Dr. Mark Dixon


PEERS Curriculum for Adolescents and Young Adults



18

19

“
REINFORCEMENT
SYSTEMS
&
INCENTIVES




19

20

FROM KAYE'S PRESENTATION

FBT Guiding Principles-Reinforcement


- Reinforcement is something that happens *after* the behavior resulting in the behavior *maintaining or increasing* in the future.
- Behavior does NOT continue or increase if there is not some type of reinforcer present.
- Reinforcement can be something added the individual values/desires (positive) or something removed the individual does not value/desire (negative).
- Attention is one of the most common reinforcers
- ANY attention can be reinforcing - negative attention is better than being ignored.
- Give as much attention as possible to appropriate behavior.
- Give as little attention as possible to inappropriate *behavior* - but don't ignore the student-look for positives to reinforce!
- No such thing as a universal tangible reinforcer-everyone likes/dislikes different things
- What is reinforcing is always changing and keeping systems effective and powerful is an ongoing process



20

TYPES OF REINFORCEMENT

	Ratio	Interval
Fixed	Deliver reinforcement after an EXACT number of correct responses	Reinforces the first response after a CONSTANT amount of time
Variable	Deliver reinforcement after a CHANGING number of correct responses	Reinforces the first response after a CHANGING amount of time



21

REINFORCEMENT, REWARDS, BRIBERY

Reinforcement

- Increases behavior
- Could be negative (aversive) or positive

Rewards

- May or may not impact behavior

Bribery

- Given BEFORE the desired behavior in hopes they comply




22

23

BEHAVIOR PLANS AND TARGETED INTERVENTIONS

1. What is the skill we want the student to learn?
1. Provide reinforcement to encourage practice
1. Fade over time using natural reinforcement



23

24

IN THE BEGINNING...


- *Provide **frequent** reinforcement
- *Get **student's input** on what he/she likes
- *Let the student get a taste of the "good stuff" **early** and **often**
- *Don't lose them before you get up and running
- *Get **early buy in** from the student's team
- *Make it almost a "**no fail**" situation" where the student gets the "**good stuff**" immediately
- ***Celebrate** big and small wins
- *As the student gains skills, **slowly fade** the frequency of the reinforcers with more natural reinforcers




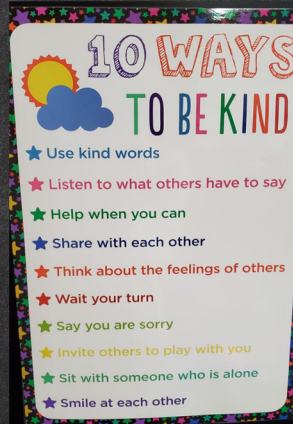
24

“ALL FOR ONE AND ONE FOR ALL” INCENTIVES

CATCH’EM BEING KIND!




Fill in a star for every act of kindness. Earn a BIG reward when the class/group reaches 100 stars. Could do “mini” rewards for every 20.




WHOLE CLASS FISH GOAL

Every day that a child doesn't go to the “Safe Room” (this could be changed to any behavior you are working on as a class), they put a fish in the bottle. There is a reward at every line. 1st line is small reward (ie: chew gum, candy), 2nd line is a little bigger reward (ie: 20 min. free time, 15 min. extra recess), top line is the BIG reward (ie: popcorn party, video, ice cream party. Each reward is for the entire class/group, even if a student only contributed a few fish.



MONTHLY CLASS GOAL THERMOMETER

Set a class goal and document on class thermometer. Each child contributes individually, but class is working together to reach the overall goal together.


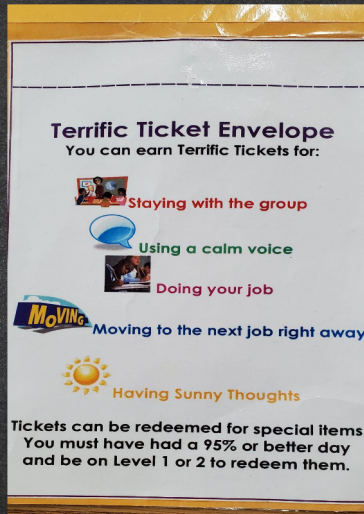
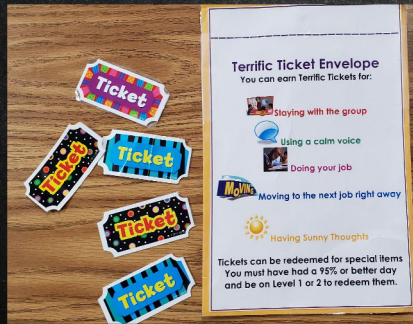


INDIVIDUAL INCENTIVES


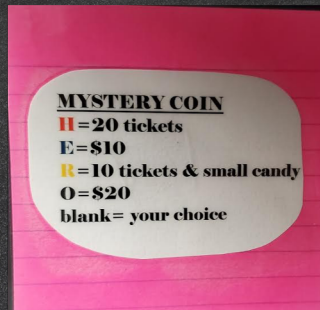
INDIVIDUAL REWARD CHARTS



TERRIFIC TICKETS





MYSTERY COIN



LOLLIPOP DRAW


Student can earn or work for a lollipop through any "reward system". Student gets to eat lollipop, but if the lollipop has a **black mark** on the bottom of the stick, they get an additional prize (ie: extra tickets, extra money, etc.)



31

BINGO BOARDS

"EASY-READ"				
B	I	N	G	O
14	20	32	52	71
10	27	42	55	64
7	23	FREE <small>0075</small>	58	69
11	28	34	56	72
15	25	33	53	66




(Fluke, 2020)

32

32

33

VARIABLE




(Fluke, 2020)

33

34

CHART MOVES



34

MYSTERY MOTIVATOR

Thought Kid Tool Box **K-6** REPRODUCIBLE 1-6

What in for a
MYSTERY MOTIVATOR

For everyone who earned all of their points today...
Pizza Lunch!

Mystery Motivator

Thought Kid Tool Box **K-6** REPRODUCIBLE 1-6

What in for a
MYSTERY MOTIVATOR

SECRET WRITER

MON TUE WED THUR FRI BONUS


Name: _____

Comments: _____

MON TUE WED THUR FRI BONUS

Name: _____

Comments: _____




MATCHING GAMES

MEMORY GAME


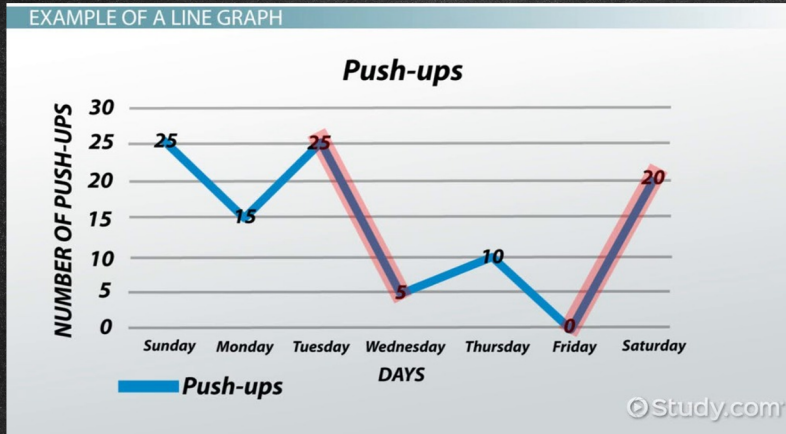
FARM

0 1 2 3 4 5 6 7 8 9 10 11 12

Melissa & Deag



CHARTING PROGRESS VISUALLY



COMMON ISSUES


→ Students game the system



→ Stuck on behavior plan forever



→ Resource room becomes an escape



(Fluke, 2020)

39

WHICH ONE DO I USE?



- High rates of behavior
- Easiest to fade
- Most resistant to students NOT responding to it (extinction)




39

40

GROUP REINFORCEMENT

- Pick a group goal - increasing or decreasing a behavior?
- What kind of contingency?
- Set criterion
- Choose effective rewards
- Show visual progress if long-term goal
- Evaluate
- Group Contingencies Tip Sheet




40

41

CW-FIT GAME



[Research on CW-FIT Game](#)




41

42

FADING

- Plan for Fading from the Start
- Wait for Sustained Success
- Fade Gradually
- Inform the Student




42

43

WHAT CAN WE FADE?

- How often we reinforce the student
- The criteria to be reinforced
- Strength of reinforcement
- Self monitoring
- Prompts
- Go from external to internal




43

44

BARB'S REINFORCEMENT RULES

- ★ All reinforcement must be paired with positive, specific praise (public or private, verbal or non-verbal)
- ★ External reinforcers should be faded over time
- ★ Reinforce skills, not feelings
- ★ Reinforce skill attempts or approximations of skills



44

45

THANKS!


Any questions?

You can find us at

bgross@esu5.org

or

slee@esu3.org




45

46

CREDITS

- Presentation template by [SlidesCarnival](#)
- Fluke, S. (2020). Advanced techniques in reinforcement and fading [PowerPoint slides] Olathe Public Schools



46