
Impact Report



The contents of this resource were developed under an agreement from the Federal Department of Education to the Kansas State Department of Education. However, the contents do not necessarily represent the policy of the Department of Education, and endorsement by the Kansas State Department of Education or the Federal Government should not be assumed. Kansas MTSS and Alignment is funded through Part B funds administered by the Kansas State Department of Education's Special Education and Title Services. Keystone Learning Services does not discriminate on the basis of race, color, national origin, sex, disability, or age in this program and activities. The following person has been designated to handle inquiries regarding the non-discrimination policies: Keystone Learning Services Executive Director, 500 E. Sunflower Blvd, Ozawkie, KS 66070, 785-876-2214.

www.ksdetasn.org/mtss



Impact Report

www.ksdetasn.org/mtss



Impact Report

Under “Screening & Problem Identification”

- Shows the total percentage of students at each benchmark category for an assessment at the class, grade or district level
- Shows whether or not students maintained their screening score levels, or if they made less or more progress over time for each screening period



TEACHER VIEW

www.ksdetasn.org/mtss





Knowledge Base

Find answers to your questions about FAST and MTSS



Group Screening Report

Analyze screening results to plan Tier 1 and Tier 2 instruction



Class List

See how your students are doing across all assessments



Remote Learning Resource Hub

Discover resources to help you use FastBridge with remote learners. Click here for webinars, articles, tips, and more.



Screening & Problem Identification

Group Screening Report

Student Name	Fall	Winter	Weekly Based Correctly			Fall Normative Rank		
			Spring	End of Year	Summer	Class	School	District
Patty Jensen	515	526	528	544	557	84	84	84
Karl Murphy	503	515	526	528	544	84	84	84
Amanda Brown	507	503	515	528	528	84	84	84
Jana McManis	472	507	503	515	528	84	84	84
Phyllis Shelton	450	472	507	503	515	84	84	84
Neil Powell	439	450	472	507	503	75	75	75
Wendee Washington	418	439	450	472	507	75	75	75
Debrae Dean	410	418	439	450	472	75	75	75
Verne Rodgers	380	410	418	439	450	75	75	75
Rochelle Ferguson	370	380	410	418	439	75	75	75
Clara Gonzalez	360	370	380	410	418	75	75	75
Alan Gonzalez	340	360	370	380	410	75	75	75
Patty Jensen	290	340	360	370	380	75	75	75
Karl Murphy	280	290	340	360	370	85	85	85

- aReading
- AUTOreading
- CBMR-English
- CBMR-Spanish
- Comprehension Effi...
- Early Reading English
- Early Reading Span...
- SAEBRS Teacher
- SAEBRS Student
- aMath
- CBMMATH Automa...
- CBMMATH Process
- CBMmath CAP
- Early Math

Screening To Intervention

Group Growth Report

Student Name	Fall	Winter	Monthly Growth	Monthly Growth		Class	School	District
				Standard & L	Standard & L			
Patty Jensen	115	100	11.92	84	11.92	84	84	84
Karl Murphy	100	104	13.26	84	13.26	84	84	84
Amanda Brown	101	110	13.16	84	13.16	84	84	84
Jana McManis	90	111	13.00	84	13.00	84	84	84
Phyllis Shelton	80	100	13.00	84	13.00	84	84	84
Neil Powell	84	100	9.70	75	9.70	75	75	75
Wendee Washington	84	119	8.80	75	8.80	75	75	75
Debrae Dean	70	79	7.20	75	7.20	75	75	75
Verne Rodgers	60	110	7.18	75	7.18	75	75	75
Rochelle Ferguson	60	80	7.10	75	7.10	75	75	75
Clara Gonzalez	50	70	6.80	75	6.80	75	75	75
Alan Gonzalez	40	60	7.50	75	7.50	75	75	75
Patty Jensen	40	50	6.00	75	6.00	75	75	75
Karl Murphy	40	50	6.40	80	6.40	80	80	80

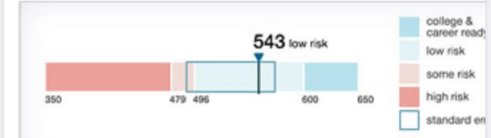
- CBMR-Spanish
- AUTOreading
- aReading
- Early Reading English
- CBMR-English
- Early Reading Span...
- aMath
- CBMMATH Process
- Early Math
- CBMMATH Automa...

Impact Report



Analysis & Planning

Individual Skills Report



Concepts of Print (COP)


- Mastered skills
 - Recognize upper-case letters in words
 - Know a punctuation mark's function
 - Recognize correct punctuation
 - Identify a word in a sentence
 - Find the last word
 - Identify punctuation
 - Identify the number
 - Match the same letter

- CBMR-Spanish
- aReading
- Early Reading English
- CBMR-English
- Early Reading Span...
- SAEBRS Student
- SAEBRS Teacher
- aMath
- CBMMATH Process
- CBMmath CAP
- Early Math
- CBMMATH Automat...

Group Skills Report

Student	Accuracy Per Item (%)	Correct	# Items	Items Correct / Accuracy
	21	54	15	

Impact Report



- aReading
- + AUTOREADING
- CBMR-English
- CBMR-Spanish
- + Early Reading - English
- + Early Reading - Spanish
- aMath
- + CBMMATH Automaticity
- + CBMMATH Processes
- CBMmath CAP
- + Early Math
- SAEBRS Teacher
- SAEBRS Student

Select the particular assessment of focus

1. Select Assessment

- aReading
- CBMR-English
- Comprehension Efficiency
- Early Reading English
- SAEBRS Teacher
- SAEBRS Student
- aMath
- CBMMATH Automaticity
- CBMMATH Process
- CBMmath CAP
- Early Math

2. Select Grade or Class

- Grade wide
- Grade : 03 - Casey, Connor

3. Select Interval

- Fall
- Winter
- Spring

Cancel

Generate Report



Impact Report: aMath

2019-2020 | FastBridge Training District | Luceno Elementary School | Grade: 03 | Teacher: Casey, Connor

Sort:

Alphabetically

switch to table view

Students by risks levels (%): ?



Fall

Students by risks levels (%): ?



Winter

Students by risks levels (%): ?



Spring

N	Ahmad, Abdulla
N	Briones, Sara
N	Curteys, Emanuell
N	De Gieter, Jolien
N	El-Hashem, Latifa

→	Ahmad, Abdulla
→	Briones, Sara
→	Curteys, Emanuell
→	De Gieter, Jolien
→	Frano, Magdalena

↑	Ahmad, Abdulla
→	Briones, Sara
N	Colina, Mario
↑	Inan, Pinar
↑	Koksal, Koc



Impact Report: aMath

2019-2020 | FastBridge Training District | Luceno Elementary School | Grade: 03 | Teacher: Casey, Connor

Sort:

Alphabetically

switch to table view

Students by risks levels (%): ?



Fall

Students by risks levels (%): ?



Winter

Students by risks levels (%): ?



Spring

N	Ahmad, Abdulla
N	Briones, Sara
N	Curteys, Emanuell
N	De Gieter, Jolien
N	El-Hashem, Latifa

→	Ahmad, Abdulla
→	Briones, Sara
→	Curteys, Emanuell
→	De Gieter, Jolien
→	Frano, Magdalena

↑	Ahmad, Abdulla
→	Briones, Sara
N	Colina, Mario
↑	Inan, Pinar
↑	Koksal, Koc



Student Name	Fall	Winter	Spring
Alvarez, Albert	199 !	201 !	
Artigas, Gisela	184 !!	188 !!	
Batanero, Alejandro	209 ★	210	
Bruckner, Kristin	200 !	210	
Buck, Kaiden	215 ★	217 ★	
Daniel, Cedrica	206	206 !	
España, Gorka	206	210	
Eylenbosch, Flavio	203 !	213 ★	
Kielar, Celina	210 ★	215 ★	
Lassels, Wardell	193 !!	195 !!	
Leal, Macy	206	208	
Mallén, Alexia	209 ★	209	



Impact Report: aMath

2019-2020 | FastBridge Training District | Luceno Elementary School | Grade: 03 | Teacher: Casey, Connor

Sort:

Alphabetically

Switch to table view

Students by risks levels (%): ?



Fall

Students by risks levels (%): ?



Winter

Students by risks levels (%): ?



Spring

N	Ahmad, Abdulla
N	Briones, Sara
N	Curteys, Emanuell
N	De Gieter, Jolien
N	El-Hashem, Latifa

→	Ahmad, Abdulla
→	Briones, Sara
→	Curteys, Emanuell
→	De Gieter, Jolien
→	Frano, Magdalena

↑	Ahmad, Abdulla
→	Briones, Sara
N	Colina, Mario
↑	Inan, Pinar
↑	Koksal, Koc



Students by risks levels (%): ?



Fall

N	Ahmad, Abdulla
N	Briones, Sara
N	Curteys, Emanuell
N	De Gieter, Jolien
N	El-Hashem, Latifa
N	Frano, Magdalena
N	Freberg, Fryd
N	Gul, Unay

Students by risks levels (%): ?



Winter

→	Ahmad, Abdulla
→	Briones, Sara
→	Curteys, Emanuell
→	De Gieter, Jolien
→	Frano, Magdalena
↑	Freberg, Fryd
↓	Gul, Unay
↓	Inan, Pinar

Students by risks levels (%): ?



Spring

↑	Ahmad, Abdulla
→	Briones, Sara
N	Colina, Mario
↑	Inan, Pinar
↑	Koksal, Koc
↑	Kou Leng, Txoov
↑	Uchitomo, Usami
↑	Wynston, Humphrey

- College Pathway
- low risk students
- some risk students
- high risk students

- new student
- continues at CP
- down from CP

- up from low risk
- continues at low risk
- down from low risk

- up from some risk
- continues at some risk
- down from some risk

- up from high risk
- continues at high risk




Students by risks levels (%): ?



Fall

N	Ahmad, Abdulla
N	Briones, Sara
N	Curteys, Emanuell
N	De Gieter, Jolien
N	El-Hashem, Latifa
N	Frano, Magdalena
N	Freberg, Fryd
N	Gul, Unay

Students by risks levels (%): ?



Winter

→	Ahmad, Abdulla
→	Briones, Sara
→	Curteys, Emanuell
→	De Gieter, Jolien
→	Frano, Magdalena
↑	Freberg, Fryd
↓	Gul, Unay
↓	Inan, Pinar

Students by risks levels (%): ?



Spring

↑	Ahmad, Abdulla
→	Briones, Sara
N	Colina, Mario
↑	Inan, Pinar
↑	Koksal, Koc
↑	Kou Leng, Txoov
↑	Uchitomo, Usami
↑	Wynston, Humphrey

- College Pathway
- low risk students
- some risk students
- high risk students

- N new student
- continues at CP
- ↓ down from CP

- ↑ up from low risk
- continues at low risk
- ↓ down from low risk

- ↑ up from some risk
- continues at some risk
- ↓ down from some risk

- ↑ up from high risk
- continues at high risk



Students by risks levels (%): ?



Fall

N	Ahmad, Abdulla
N	Briones, Sara
N	Curteys, Emanuell
N	De Gieter, Jolien
N	El-Hashem, Latifa
N	Frano, Magdalena
N	Freberg, Fryd
N	Gul, Unay

Students by risks levels (%): ?



Winter

→	Ahmad, Abdulla
→	Briones, Sara
→	Curteys, Emanuell
→	De Gieter, Jolien
→	Frano, Magdalena
↑	Freberg, Fryd
↓	Gul, Unay
↓	Inan, Pinar

Students by risks levels (%): ?



Spring

↑	Ahmad, Abdulla
→	Briones, Sara
N	Colina, Mario
↑	Inan, Pinar
↑	Koksal, Koc
↑	Kou Leng, Txoov
↑	Uchitomo, Usami
↑	Wynston, Humphrey

- College Pathway
- low risk students
- some risk students
- high risk students

- new student
- continues at CP
- down from CP

- up from low risk
- continues at low risk
- down from low risk

- up from some risk
- continues at some risk
- down from some risk

- up from high risk
- continues at high risk



Students by risks levels (%): ?



Fall

N	Ahmad, Abdulla
N	Briones, Sara
N	Curteys, Emanuell
N	De Gieter, Jolien
N	El-Hashem, Latifa
N	Frano, Magdalena
N	Freberg, Fryd
N	Gul, Unay

Students by risks levels (%): ?



Winter

→	Ahmad, Abdulla
→	Briones, Sara
→	Curteys, Emanuell
→	De Gieter, Jolien
→	Frano, Magdalena
↑	Freberg, Fryd
↓	Gul, Unay
↓	Inan, Pinar

Students by risks levels (%): ?



Spring

↑	Ahmad, Abdulla
→	Briones, Sara
N	Colina, Mario
↑	Inan, Pinar
↑	Koksal, Koc
↑	Kou Leng, Txoov
↑	Uchitomo, Usami
↑	Wynston, Humphrey

College Pathway

low risk students

some risk students

high risk students

N

new student

→

continues at CP

↓

down from CP

↑

up from low risk

→

continues at low risk

↓

down from low risk

↑

up from some risk

→

continues at some risk

↓

down from some risk

↑

up from high risk

→

continues at high risk



Students by risks levels (%): ?



Fall

N	Ahmad, Abdulla
N	Briones, Sara
N	Curteys, Emanuell
N	De Gieter, Jolien
N	El-Hashem, Latifa
N	Frano, Magdalena
N	Freberg, Fryd
N	Gul, Unay

Students by risks levels (%): ?



Winter

→	Ahmad, Abdulla
→	Briones, Sara
→	Curteys, Emanuell
→	De Gieter, Jolien
→	Frano, Magdalena
↑	Freberg, Fryd
↓	Gul, Unay
↓	Inan, Pinar

Students by risks levels (%): ?



Spring

↑	Ahmad, Abdulla
→	Briones, Sara
N	Colina, Mario
↑	Inan, Pinar
↑	Koksal, Koc
↑	Kou Leng, Txoov
↑	Uchitomo, Usami
↑	Wynston, Humphrey

College Pathway

low risk students

some risk students

high risk students

N

new student

→

continues at CP

↓

down from CP

↑

up from low risk

→

continues at low risk

↓

down from low risk

↑

up from some risk

→

continues at some risk

↓

down from some risk

↑

up from high risk

→

continues at high risk



DISTRICT MANAGER OR SPECIALIST VIEW

www.ksdetasn.org/mtss





Home

To-Do List

My Password

To-Do List

Student Passwords

Student Login Access

Contact Us



FEATURE UPDATE: You are now using the new **Progress Monitoring Setup Form!**

Visit [Progress Monitoring Resources](#) to learn more.



Knowledge Base

Find answers to your questions about FAST and MTSS



Group Screening Report

Analyze screening results to plan Tier 1 and Tier 2 instruction



Benchmarks and Norms

View Benchmarks & Norms for each assessment and grade level

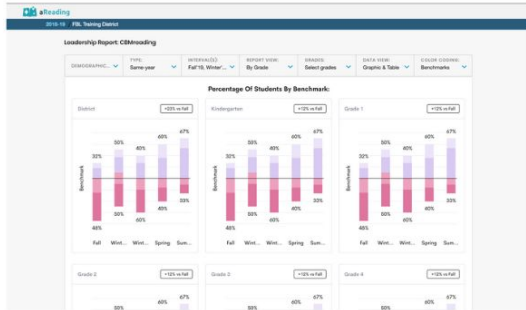


Remote Learning Resource Hub

Discover resources to help you use FastBridge with remote learners. Click here for webinars, articles, tips, and more.



Group Screening Report




View Report

Group Growth Report



View Report

Impact Report



View Report

Reports Form

Assessment : aMath

Go »



Impact Report: aMath

Demographic Options

Switch to table view

Student:

All Students

Report view:

display a list of schools

Sort:


Alphabetically

Students by risks levels (%): ?



Fall

Luceno Eleme...



Traviss Middle...




Students by risks levels (%): ?



Winter

Luceno Eleme...



Traviss Middle...



Students by risks levels (%): ?



Spring

Luceno Elemen... No Data

Traviss Middle ... No Data

College Pathway

low risk students

some risks students

high risk students



Impact Report: aMath

Hide Options

Switch to table view

Student:

All Students

Report view:

display a list of grades

Sort:

Alphabetically

Show All Students

Filter Students

Gender

Select All Female Male

Ethnicity

- American Indian or Alaska Native
- Asian
- Black or African American
- Native Hawaiian or Other Pacific Islander
- White
- Hispanic/Latino
- Multi-Racial
- Other

Native Language ?

TYPE LANGUAGE

English Proficiency

- Native English speaker
- Fluent English speaker
- Non-English speaking
- Redesignated as fluent English proficient
- Limited English proficient/English learner
- Unknown

Service Code

- General Ed
- TITLE I
- Special Ed

IEP Status

- IEP Reading
- IEP Math
- IEP Behavior

Gifted & Talented

All Yes No

Under Section 504

All Yes No

Mobility

All Yes No

Meal Status

- Free Lunch
- Reduced Lunch
- None



Impact Report: aMath

Hide Options

Switch to table view

Student:

All Students

Report view:

display a list of grades

Sort:

Alphabetically

Show All Students

Filter Students

Gender

Select All Female Male

Ethnicity

- American Indian or Alaska Native
- Asian
- Black or African American
- Native Hawaiian or Other Pacific Islander
- White
- Hispanic/Latino
- Multi-Racial
- Other

Native Language ?

TYPE LANGUAGE

English Proficiency

- Native English speaker
- Fluent English speaker
- Non-English speaking
- Redesignated as fluent English proficient
- Limited English proficient/English learner
- Unknown

Service Code

- General Ed
- TITLE I
- Special Ed

IEP Status

- IEP Reading
- IEP Math
- IEP Behavior

Gifted & Talented

All Yes No

Under Section 504

All Yes No

Mobility

All Yes No

Meal Status

- Free Lunch
- Reduced Lunch
- None



Impact Report: aMath

Demographic Options

Switch to table view

Student:

Report view:

Sort:

✓ All Students

Students With Complete Screening Data

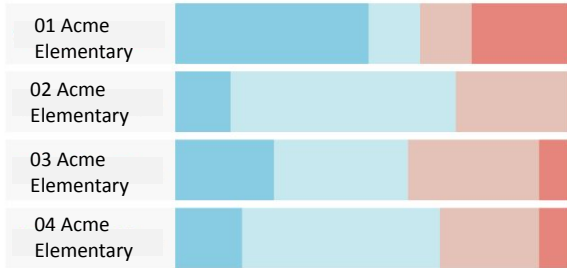
grades

Alphabetically

Students by risks levels (%): ?



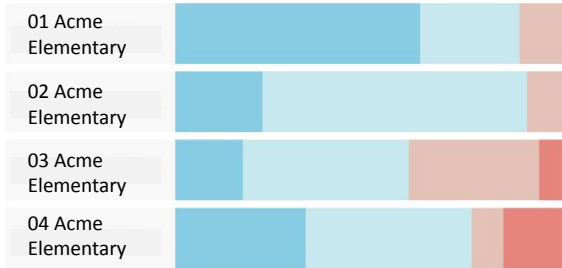
Fall



Students by risks levels (%): ?



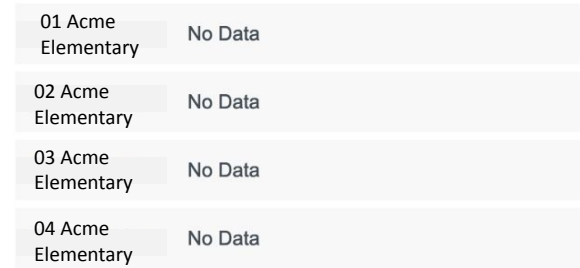
Winter



Students by risks levels (%): ?



Spring



Demographic Options

Switch to table view

Student:

All Students

- display a list of schools within a district
- ✓ display a list of grades within a school
- display a list of teachers within a grade

Students by risks levels (%): ?



Fall

Students by risks levels (%): ?

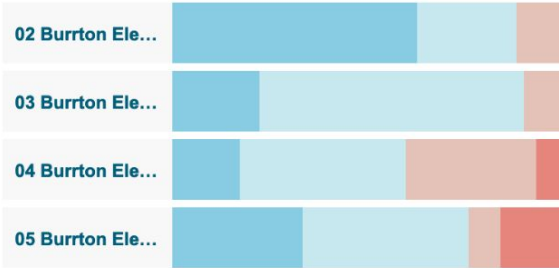
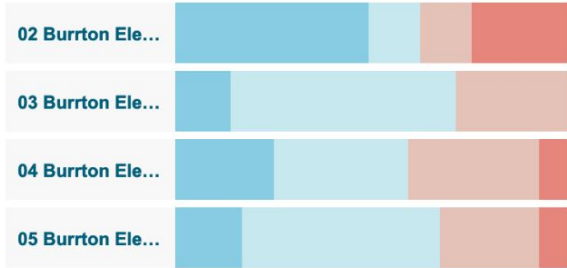


Winter

Students by risks levels (%): ?



Spring



02 Burrton Ele...	No Data
03 Burrton Ele...	No Data
04 Burrton Ele...	No Data
05 Burrton Ele...	No Data



Impact Report: aMath

Demographic Options

Switch to table view

Student:

All Students

Report view:

display a list of grades

Sort:

- ✓ Alphabetically
- Low to High Risk
- High to Low Risk

Students by risks levels (%): ?



Fall

Students by risks levels (%): ?

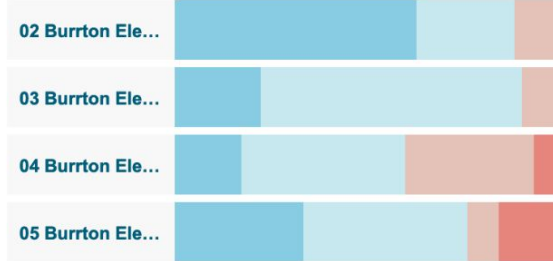


Winter

Students by risks levels (%): ?



Spring



02 Burrton Ele...	No Data
03 Burrton Ele...	No Data
04 Burrton Ele...	No Data
05 Burrton Ele...	No Data



Impact Report: aMath

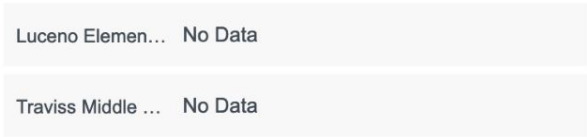

Demographic Options Switch to table view

Student: All Students

Report view: display a list of schools

Sort: Alphabetically

24 11% College Pathway students
123 58% low risk students
32 15% some risk students
35 16% high risk students



College Pathway low risk students some risks students high risk students

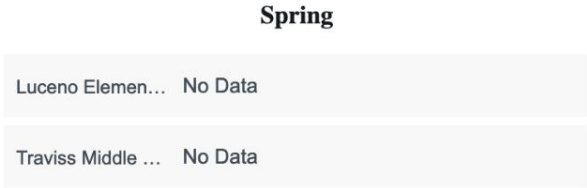
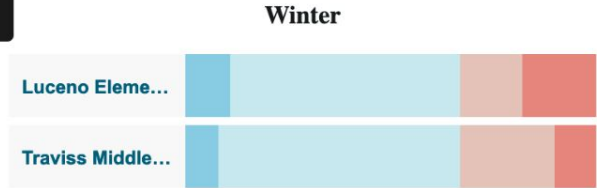
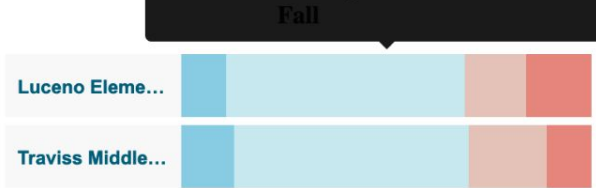


Impact Report: aMath

Student: All Students | Report view: display a list of schools | Sort: Alphabetically

Demographic Options | Switch to table view

24 11% College Pathway students
123 58% low risk students
32 15% some risk students
35 16% high risk students



College Pathway | low risk students | some risks students | high risk students



Impact Report: aMath

Demographic Options

Switch to table view

Student:

All Students

Report view:

display a list of schools

Sort:

Alphabetically

Students by risks levels (%): ?




Fall



Students by risks levels (%): ?



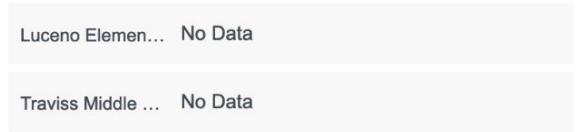
Winter



Students by risks levels (%): ?



Spring



Impact Report: aMath

Demographic Options

Switch to table view

Student:

All Students

Report view:

display a list of grades

Sort:

Alphabetically

Students by risks levels (%): ?



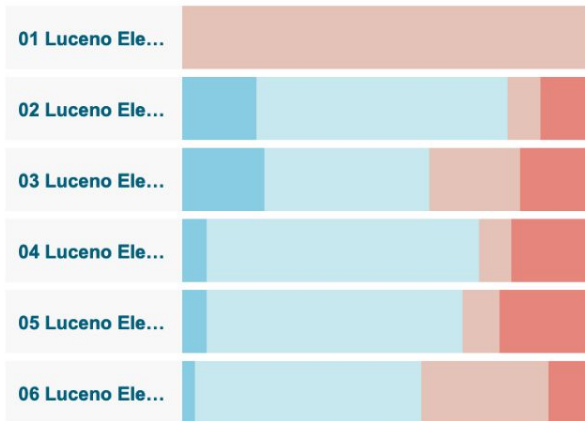
Fall



Students by risks levels (%): ?



Winter



Students by risks levels (%): ?



Spring



Impact Report: aMath

Demographic Options

Switch to table view

Student:

All Students

Report view:

display a list of teacher:

Sort:

Alphabetically

Students by risks levels (%): ?



Fall

Students by risks levels (%): ?



Winter

Students by risks levels (%): ?




Spring

Holland, Natha...



Holland, Natha...



Holland, Natha... No Data

Vargas, Ronald... No Data

College Pathway

low risk students

some risks students

high risk students



Impact Report: aMath

Sort:

Alphabetically

switch to table view

Student:

All Students

Students by risks levels (%): ?



Fall

N	Abdullah, Tayeb
N	Balderas, Matias
N	Bustos, Leonardo
N	Carrasquillo, Andrea
N	Colombres, Neves
N	Crymble, Tyneice

Students by risks levels (%): ?



Winter

→	Abdullah, Tayeb
→	Balderas, Matias
→	Bustos, Leonardo
→	Carrasquillo, Andrea
→	Colombres, Neves
→	Crymble, Tyneice

Students by risks levels (%): ?



Spring

↓	Abdullah, Tayeb
↑	Balderas, Matias



Want more information?



www.ksdetasn.org/mtss

