



The **TASN Evaluation** project provides a comprehensive evaluation, which focuses on increasing the effectiveness, implementation, and sustainability of TASN projects to ensure that projects' efforts are meaningful and have a positive, lasting impact on administrators, educators, and students. The **TASN Evaluation** project is housed at Research Collaboration in the University of Kansas Center for Research on Learning.

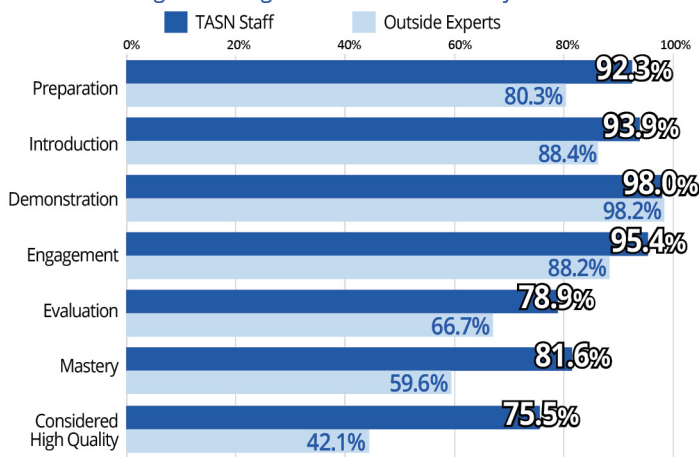
PROFESSIONAL LEARNING EVENT OBSERVATIONS

During the 2016-17 school year, TASN Evaluation team members used the Observation Checklist for High-Quality Professional Development (Noonan, Gaumer Erickson, Brussow, & Langham, 2015) to observe and rate 68 TASN trainings. These observations were conducted in locations across the state. This checklist is comprised of 22 research-based indicators across six domains assessing engagement and adult learning principles. Observations showed that the majority of indicators regarding high-quality professional development were addressed during TASN professional development events. Forty-nine of these trainings were facilitated by contracted TASN providers while 19 were conducted by experts outside of the TASN system.



OBSERVED TRAININGS

Average Percentage of Indicators Achieved by Domain

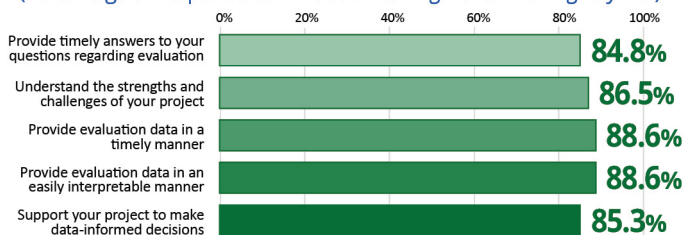


EVALUATION COACHING

Following each observed training and regularly throughout the year, the TASN Evaluation team provided feedback and coaching in order to foster continual, systemic improvement. Evaluation team members met multiple times with each of the 13 TASN projects to refine their evaluation plans, monitor implementation progress, create and revise project measures, or otherwise advise projects on their current and future progress. In December 2016, TASN project personnel responded to a survey regarding the effectiveness of the TASN Evaluation efforts. Overall, TASN projects report that evaluation guidance is effective.

HOW WELL DOES THE TASN EVALUATION TEAM...

(Percentage of Respondents Who Said Working well or Working very well)



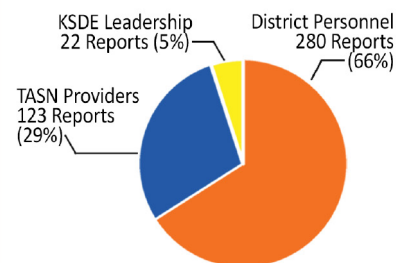
COLLABORATION AND COACHING

The TASN Evaluation project works alongside the Coordination project to administer the TASN website (www.ksdetasn.org) and collaborates with TASN providers to facilitate the development, dissemination, and reporting of evaluation measures. During the 2016-17 school year, the Evaluation project developed and disseminated 425 separate reports. The primary audiences for these reports included district personnel (280 reports, 66%), TASN providers (123 reports, 29%), and KSDE leadership (22 reports, 5%). These reports summarized implementation and stakeholder feedback data from 2,916 respondents and training satisfaction results from 3,200 participants across 107 trainings. TASN Evaluation also developed a new website, www.DistrictTools.org, as a means to empower district personnel to disseminate and analyze survey data. Through this website, 3,454 parents completed the Family Engagement Survey (Noonan, Gaumer Erickson, & Groff, 2015) during the 2016-17 school year, and summary reports were automatically created for districts.

In addition to supporting each TASN project to evaluate their performance, fidelity of implementation, and student impact, the TASN Evaluation project analyzes composite data to determine the overall effectiveness of the KSDE TASN system. Evaluation briefs for the TASN

system and each TASN project are available at <https://ksdetasn.org/evaluation/2016-17-tasn-provider-evaluation-briefs>.

DEVELOPED & DISSEMINATED 425 REPORTS



MORE INFORMATION AT:
WWW.KSDEASN.ORG