

# Unpredictable Times Call for Predictable Visual Supports in All Settings

TASN ATBS Educator Spotlight

Lindy McDaniel, Assistant Special Education Director  
West Central Kansas Special Education Cooperative


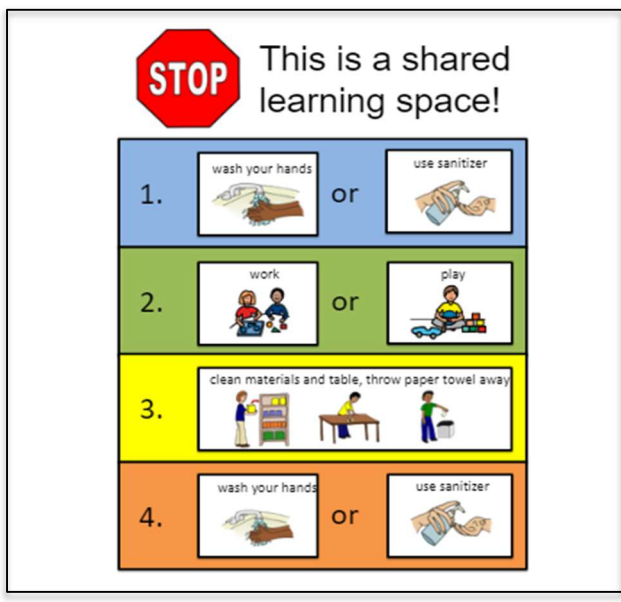


With all the unpredictability in our schools right now, it is more important than ever to offer visual representation of our expectations in all settings. Below you will find examples of just how to do that when your students are learning onsite, in a hybrid phase or remotely.

### TOP 3 VISUALS FOR ONSITE LEARNING:

#### #1-Procedure for Shared Learning Spaces:

As much as we would like to keep little hands learning in their own spaces with their own tools, there are times when using shared materials is a must. This visual is used to help students and staff consistently clean shared learning spaces after they use them. For our life skills, students it has become an excellent opportunity for them to take care of their personal hygiene needs, and their classroom following a visual task strip! If you would like to use this visual feel free to download it [HERE](#).

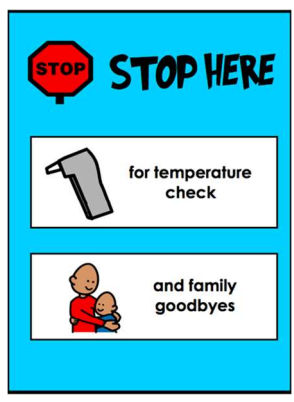


#### #2-Mask On- Quick Prompt

This visual was added to our quick prompts that are attached to our staff badges for quick use and easy reminders to keep your mask over your nose and mouth.

#### #3- Stop Here for Temperature Checks

This visual is used to remind students, staff and families of morning temperature checks outside our preschool classrooms.



## TOP 2 VISUALS FOR HYBRID LEARNING

### #1- Bookbag Visual

This is a set of five visuals that can be put on students' bookbag, or the fridge or door at home to help students know what type of learning will take place for the day. You can print these visuals for use with your families by clicking [THIS LINK](#).

*Till we meet again...*

Something I will do for myself:				
				other: _____
Something I will do for my family:				
				other: _____
Something We will do for FUN:				
				other: _____

Our next teacher session is: \_\_\_\_\_

This year school will be in the school building sometimes and sometimes at home. These visuals can be put in [adhesive pouches](#) on a student's bookbag to reference or with a magnet on the fridge or by the door.

<p>Today I will learn at school.</p>	<p>Today I will learn at home.</p>	<p>Today is a weekend day. I will rest and play at home.</p>
<p>Today I will have:</p> <p>Lessons in the morning at school.</p>	<p>Today I will have:</p> <p>Lessons in the morning at home.</p>	
<p>Lessons in the afternoon at home.</p>	<p>Lessons in the afternoon at school.</p>	

### #2- Till We Meet Again Planning Sheet

This visual can be laminated and used for students and families to plan their day after their school session or zoom lesson using a dry erase maker. Families have reported, it helps them be more accountable and provides them with structure for learning outside the onsite school day. It is a great way to help teach planning and executive function skills. To use this visual click [THIS LINK](#). A Bonus is it helps families remember when their next school session or zoom lesson is with the reminder at the bottom.

## TOP 2 VISUAL FOR REMOTE LEARNING:

### #1 Quarantine/Isolation Calendar

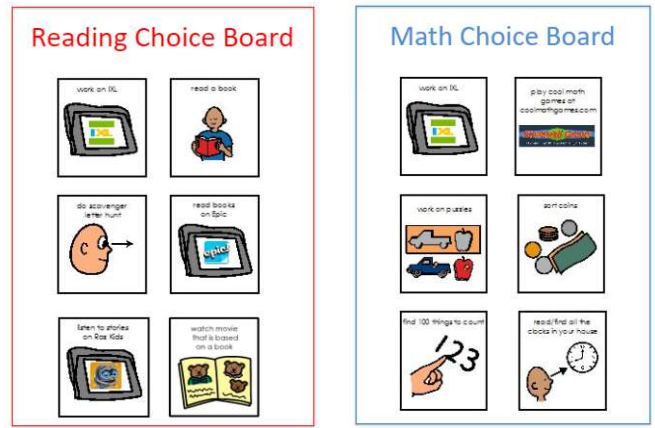
This visual helps students know how long they must be out and gives a simple explanation of why they need to be out. Families have found it helpful in telling their child why and how long they must be out due to a COVID exposure. Fourteen days can feel like forever for a student (and for adults) by crossing off the homes students can feel a little more control over their days out of school and see when it ends. [CLICK HERE](#) for the editable file.

There is a lot of sickness in our town right now, so we are all going to stay home for \_\_\_\_ days, so the school can be cleaned and people can get well.

While I am home, I will do school work with my family and log on to see my teachers and friends. Each day I will mark off a house, when all the houses are marked off, I can come back to school. My teachers and friends will miss me and I will miss them but my \_\_\_\_ days will be over soon.


## #2 Color Coded Schedule, and Choice Boards

Saving the best for last, here is a color-coded calendar, schedule, and choices board system to support students with life skills curriculums by subject. To learn more about this particular system, you can watch this VIDEO that was sent to one of our life skills classes when they had to go remote for a few days earlier this year. To make it your own feel free to click this LINK to edit and print.



Hello \_\_\_\_\_

We will have five days of learning at home. Then our classroom will be clean and ready to come back to. We can't wait to see you soon. Mark off the days till we get to go back to school and use the color coding on the calendar to complete your learning logs each day that are attached. In order for school to count during our time away, you are required to do learning activities for six hours each day. The packets attached will help you with your learning. If you have questions or need help in anyway reach out to \_\_\_\_\_ at \_\_\_\_\_ or call the special education office at 785-623-2400.

Best Wishes and Be Safe,  
Mrs. Tasha and staff

\*\*Please save your logs to turn in on our first day back to school **Thurs, 9-17.**

**September**

**9** **2020**

Sunday	Monday	Tuesday	Wednesday	Thursday	Friday	Saturday
		1	2	3	4	5
6	7	8	9	10	11	12
13	14	15	16	17	18	19

My name: \_\_\_\_\_

Learning Log for:   -   -  

My Assignments:	Mark Complete:	Total Minutes:
Journaling and Writing Choice Board		
Reading Work and Choice Board		
Math Workbook And Choice Board		
LUNCH BREAK		
Science Work Book and Choice Board		
Health and PE Choice Board		
Life Skills and Social Skills Choice Board		

As we begin to close out a semester like no semester before, we continue to deal with uncertainty. Will tomorrow be remote, hybrid, or onsite? Will we have students in quarantine? Will we be in quarantine? Will we have enough subs and the list goes on and one. SO EXHAUSTING! But the most important thing to remember is to be present in whatever phase we are in and do the best you can with what you can, this will not last forever. It is one moment in time for us to grow and learn from as a community of educators.

[Access to the above supports and tools.](#)

Best Wishes, Stay Healthy and Happy Holidays! From the TASN ATBS TEAM



The contents of this document were developed under an agreement from the Federal Department of Education to the Kansas Department of Education. However, those contents do not necessarily represent the policy of the Department of Education, and you should not assume endorsement by the Kansas Department of Education or the Federal Government. TASN Autism and Tertiary Behavior Supports is funded through Part B funds administered by the Kansas State Department of Education's Special Education and Title Services. TASN Autism and Tertiary Behavior Supports does not discriminate on the basis of race, color, national origin, sex, disability, or age in its programs and activities. The following person has been designated to handle inquiries regarding the nondiscrimination policies: Deputy Director, Keystone Learning Services, 500 E. Sunflower, Ozawie KS 66070, 785.876.2214