

MONTHLY TEACHER RESOURCES



Autism and Tertiary Behavior Supports
www.ksdetasn.org

October 2014

Preparing for Non-Routine Events through Priming

By: Lindy McDaniel, TASN-ATBS Early Childhood Coordinator

This month we would like to share a few ideas to help you prime your students for non-routine events. The [National Professional Development Center on Autism Spectrum Disorders](#) defines priming as a method of intervention that introduces information or activities that might be difficult for the learner to initially complete through a 'mock' activity or discussion. In thinking about the school year some non-routine events that may need priming include: picture day, fire, severe weather and safety drills, field trips, class parties, and having a substitute teacher. Below you will find resources to support these non-routine events.

Today is Picture Day!




RESOURCE 1: Picture Day- This social narrative can be used to walk students through the process of getting their picture taken. TIP: Plan ahead so students who may have trouble with this process can go at a time that the line is short and/or you have waiting activities (books, fidgets, or notebooks and pens) handy. If needed, plan a preferred activity directly following picture time, so you can prime using a preferred reinforcer, "First smile for your picture, then recess."

RESOURCE 2: Fire, Severe Weather and Safety Drills-

These posters can be hung by your door on a hook or with a piece of Velcro so you can easily remove them and take them with you during monthly drills. TIP: Priming the whole class with these visuals on the day a drill is going to happen can be helpful. If you don't know when the drills will be, priming the class by discussing the procedures once a month can also be helpful so in the moment of a drill or emergency you can help those who need it the most, as the rest of the class will know what to do. NOTE: Having the step by step visuals of a drill can be handy in the moment so the students see what is expected and what will happen when the drill is over. Another place to store them might be your classroom emergency backpack. If you have not already done so, you might put some quiet wait activities and fidgets in the backpack for students who struggle with waiting. Also included in this resource is a visual of how to sit during a tornado drill or intruder drill. You might think about posting them in the designated drill area. ALSO NOTE: You can print social narratives about tornado and fire drills from previous monthly resources under teacher materials on the kansasasd.com website.

Fire Drill Routine	
	stop and think
	line up
	listen quietly
	walk outside
	stay with the group
	hands down
	all done
	walk back inside


This is a Designated Tornado Drill Area.
During tornado drills or warnings:



sit quietly with your head down


RESOURCE 3: Holiday Parties in the Classroom-

This social narrative can be printed to prime students who may struggle with class parties. It can be read to them just before the party so they know what to expect and how they should act. Also included under this topic is a social narrative about how to act when a classmate has a birthday.




RESOURCE 4: Field Trips- This poster is to be shared with the class or a specific group of students or student on field trip days. It is to remind students that the school rules still apply while they are away. TIP: A great priming activity for a field trip can be a class brainstorm: Where will we go? When will we go? What will we see? What will we do? Why are we going? And how will we act? This also makes for a great reflection piece after the field trip. NOTE: You can view other field trip tips and social narratives under previous month's teacher resources on the kansasasd.com website.

RESOURCE 5: Substitute Teachers and Assistants- This social narrative can be used to prime students of your absence and to remind them that the same school rules apply when you are gone. TIP: A nice way to prime all of your students for a day with a substitute is to write a note to the class or create a short video. Unfortunately, some kids have adults come and go in their lives so often that it can be vital to reassure them that you will be back and it is not their fault that you are gone. Depending on the situation, it might even be important for you to note how long you will be gone with pictures or counters that go away one day at a time. This step can be most important when you are gone for an extended amount of time and with that we give you one more social narrative example entitled, "Ms. _____ had a Baby."




***Before signing off for the month, I would like to remind you of the importance of narrating the day and priming for routine and non-routine events. Remember to note changes in the daily schedule on the class schedule and individual schedules. Just think if your boss or spouse never told you what was going to happen throughout the day, month or year, you would be anxious, worried, and fearful of what was coming your way. A little priming can go a long way for staff, parents, and students. Also included in this resource file are 'not today' symbols that can be printed on transparencies so they can be posted right over the top of activities that are cancelled for the day and special event icons to be added to calendars, individual schedules and the class schedule on days when special events occur.

Ms. _____ had a baby!



1

So she is going to stay home for awhile to be with her baby.



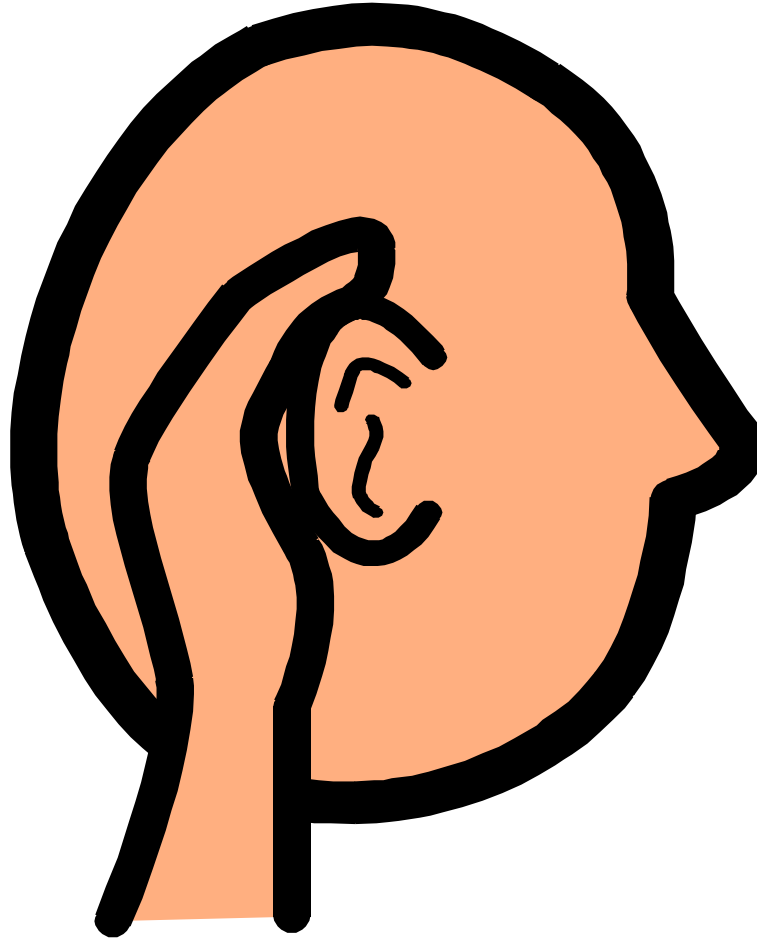
2

_____ is going to be our teacher while she is away.




3

We need to listen,




4

learn,




5

and follow the rules for _____.



_____ will be so happy to see all we learned while she was away.



7

_____ is going to be gone for _____ days.
We can keep track of the days
she is gone on this chart.

S	M	T	W	Th	F	S

Today is a Friend's Birthday!




1

We will make him/her a birthday card,




2

and have a special snack.




5

If I like the snack, I will say "thank you" and eat it nicely.



6

and give it to him/her.




3

Then we will sing Happy Birthday,




4

If I don't like the snack, I can say "no thank you" and sit quietly.





7

Birthdays are fun!




8

This is a Designated Intrudor Drill Area.
During drills or if safety is in jeopardy:



sit quietly with your head down








This is a Designated Tornado Drill Area.
During tornado drills or warnings:



sit quietly with your head down











Tornado Drill Routine



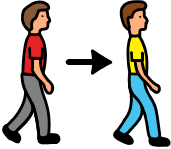





	stop and think
	line up
	listen quietly
	walk down the hallway
	sit facing the wall with your head covered
	all done
	walk back to class



Fire Drill Routine

	stop and think
	line up
	listen quietly
	walk outside
	stay with the group
	hands down
	all done
	walk back inside


Intruder Drill

	stop and think
	listen quietly
	follow the teacher's directions
	lay under desk or
	go in restroom or
	go in closet
	remain quiet
	until safety arrives

Field Trip Expectations

	Listen and follow directions
	Keep your hands to yourself
	Stay with the group
	Use polite manners (please and thank you)

Today is a Party Day!




1

Some moms and dads will be coming to have a party with us.



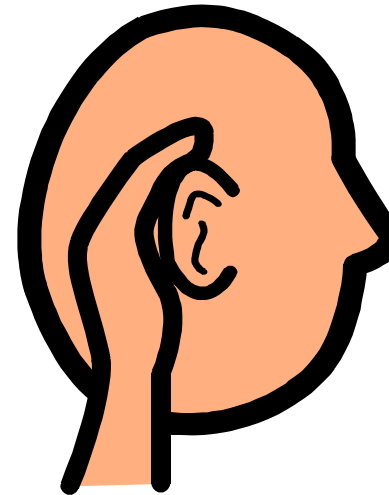
2

We need to wait our turn,



5

listen to directions,




6

We will play,




3

and have a snack.




4

and use polite manners,
saying please and thank you.



7

If we do these things, it
will be a fun party.



8

Today is Picture Day!




1

I will walk down the hall with my picture packet.




2

I will wait in line for my turn.




3

Then I will give the photographer my packet.



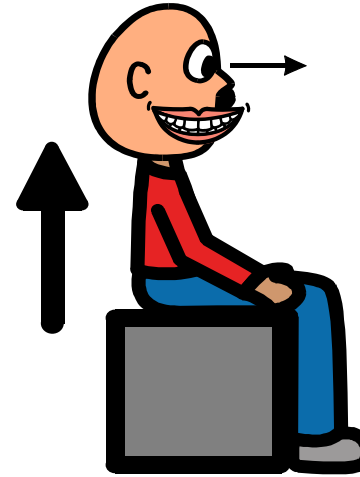
4

He/She will position me for my picture.



5

Then I will sit up nice and tall and look at the photographer with a smile.




6

Then he/she will take my picture.




7

I will quietly look at books until my friends are done.





8

Then I will quietly walk back
to the classroom.



9

My teacher and parents will be so
happy that I took a great picture.



10













TIP: Print on transparency paper and student can see what is not happening today.













not today 	not today 	not today 	not today 
not today 	not today 	not today 	not today 
not today 	not today 	not today 	not today 




TASN Autism and Tertiary Behavior Supports is funded through Part B funds administered by the Kansas State Department of Education's Early Childhood, Special Education and Title Services. TASN Autism and Tertiary Behavior Supports does not discriminate on the basis of race, color, national origin, sex, disability, or age in its programs and activities. The following person has been designated to handle inquiries regarding the non-discrimination policies: Deputy Director, Keystone Learning Services, 500 E. Sunflower, Ozawie, KS 66070, 785-876-2214

This example is provided by TASN-ATBS with permission from Boardmaker. The Picture Communication Symbols © 1981-2011 by Mayer-Johnson, LLC. All Rights Reserved Worldwide. Used with permission. Boardmaker® is trademark of Mayer-Johnson LLC. Mayer Johnson 2100 Wharton Street Suite 400 Pittsburgh, PA 15203 Phone: 1(800) 588-4548 Fax: 1(866) 585-6260 Email: mayer-johnson.usa@dynavotech.com Web site: www.mayer-johnson.com

Field Trip 	Field Trip 	Field Trip 	Field Trip 
Field Trip 	Field Trip 	Field Trip 	Field Trip 
Field Trip 	Field Trip 	Field Trip 	Field Trip 

special activity 	special activity 	special activity 	special activity 
special activity 	special activity 	special activity 	special activity 
special activity 	special activity 	special activity 	special activity 

Today _____ is gone.




1

_____ will be here instead.



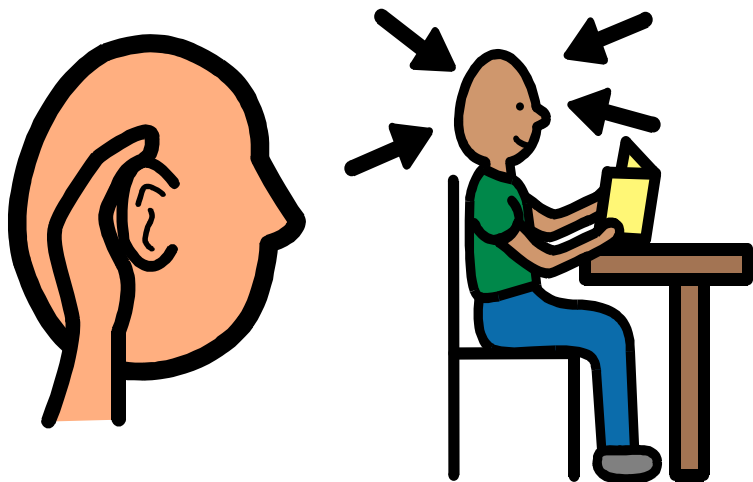
2

for following the rules.




5

I need to listen and learn like I do every day.



3

When _____ gets back, she will be so proud of me



4

